



Care for the Family – facilitator and presenter webpages

1. Before signing in or the first time, you will need to register with the website. Click 'Register' in the top right hand of the homepage and follow the step by step instructions. Use the email address you have previously given us, as this will link your registration with your facilitator/presenter licence. You do not need to enter a facilitator/presenter number.




Register

Register

Please enter your email address, this will check if you have an account on our old website. If you do, we'll create you an account on this website. If you don't, you can register for an account.

2. Once you have registered, return to the homepage and click 'Sign in'. Use the email address and password you just created. Please note we do not have access to your password, so if you forget it, use the 'Forgot password' link underneath.



Sign up to our eFamily newsletter:

YOUR FIRST NAME

YOUR EMAIL ADDRESS

YOUR POSTCODE

Login

Login

Username or Email Address

Password

Remember Me

[Forgot Password | Register](#)

3. Once you have registered and signed in, 'Facilitator resources' can be then seen as the last option of the dropdown 'Training' menu from the homepage.

Please be aware that after registering, access to the facilitator pages may not be instant. If you need faster access to resources, or if you are still having difficulties after 48 hours, please call the Community Training Team on 0500 418148 or email learning@cff.org.uk



4. From 'Facilitator resources', you can find links to specific course resources, register a course, go to the shop pages or find additional general facilitating help. Click on each title or its picture.

